

OBJECTIVE 4: DESCRIBE METHODS AND PROCEDURES TO OBTAIN HOUSING AND RELATED SERVICES INCLUDING LOW COST COMMUNITY HOUSING

HOUSING LESSON 2

LEVEL: BEGINNING

- Objectives:**
1. Name and identify:
 - a. areas of the home
 - b. common household items

ESLRS: Effective Communicator
Self Directed Learner

SCAN SKILLS: Participates as a Member of a Team
Locates, understands and interprets information
Participates in conversation and discussion

Work in pairs to study the picture and number each item in the picture:

THE KITCHEN



1. Refrigerator

2. Stove

3. Counters

4. Sink

5. Dishwasher

6. Cabinets

7. Oven

8. Freezer

Work in pairs to study the picture and number each item in the picture:

THE LIVING ROOM



- | | | | |
|------------------|-----------------|----------|------------|
| 1. Sofa | 2. Coffee Table | 3. Chair | 4. Ottoman |
| 5. Curio Cabinet | 6. End table | 7. Lamp | 8. Rug |

Work in pairs to study the picture and number each item in the picture:

THE DINING ROOM



1. Hutch
2. Dining Table
3. Chair
4. Drapes
5. Centerpiece

Work in pairs to study the picture and number each item in the picture:

THE BEDROOM



- | | | | |
|-------------|------------|------------|---------------|
| 1. Bed | 2. Dresser | 3. Armoire | 4. Nightstand |
| 5. Area Rug | 6. Mirror | 7. Blinds | |

Work in pairs to study the picture and number each item in the picture:

THE BATHROOM



1. Faucet
2. Sink
3. Shower curtain
4. Toilet
5. Bathtub
6. Counter
7. Towel rack

Work in pairs to study the picture and number each item in the picture:

THE BATHROOM



- | | | | |
|------------|---------------------|-------------------|--------------|
| 1. Faucet | 2. Sink | 3. Shower curtain | 4. Toilet |
| 5. Bathtub | 6. Medicine cabinet | 7. Towel rack | 8. Soap Dish |

Work in pairs to study the picture and number each item in the picture:

THE LAUNDRY ROOM



1. Washer
2. Dryer
3. Cabinet
4. Rack
5. Detergent

Work in pairs to study the picture and number each item in the picture:

THE BACKYARD


















- | | | | |
|------------------|---------------|----------------|----------|
| 1. Swimming pool | 2. Lawn | 3. Plants | 4. Fence |
| 5. Shed | 6. Lawn mower | 7. Garbage can | 8. Shrub |

LESSON 2 PRACTICE

Write down the part of the house where you would find each item:

Kitchen	Living room	Bathroom	Bedroom
Dining room	Laundry room	Back yard	

		
1.	2.	3.
		
4.	5.	6.
		
7.	8.	9.
		
10.	11.	12.
		
13.	14.	15.